


CWD Recessed Fan Heater


CI/SfB

56

TS 86



WITH IN-BUILT THERMOSTAT



WITHOUT IN-BUILT THERMOSTAT

Applications

Fan forced wall insert heaters, compact heaters for those hard to heat places such as entrance lobbies, security gatehouses, checkout counters etc. Also available at 110V for site and mobile use.

Features

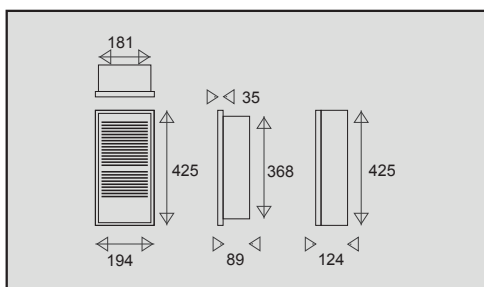
- loadings from 1000W to 2000W.
- suitable for surface or space saving recess mounting.
- three position mounting giving three airflow options.
- finned tubular steel element.
- auto reset over temperature cut-out.
- beige powder coated finish.
- available at 110V for site and mobile applications.
- optional integral thermostat.

Installation [Download full installation instructions at www.cehltd.co.uk](http://www.cehltd.co.uk)

The heaters are for horizontal or vertical mounting with top discharge. Clearances to vertical surfaces or floor must be 150mm.

Each unit is supplied for recess mounting. Surface mounting requires the optional surface box (CWD-S). The heater should be securely fixed and electrical connections made by a suitably qualified person in accordance with the latest edition of the IEE Requirements for Electrical Installation (BS7671:2001).

Specification



Cat No	Watts	Volts	Wt.(kgs)
CWD-1001	1000	110	5.0
CWD-1000	1000	240	5.0
CWD-1501	1500	110	5.0
CWD-1500	1500	240	5.0
CWD-2000	2000	240	5.0
CWD-S	Surface Mounting Box		1.0
CWD-TB	Integral Thermostat		

The manufacturers reserve the right to change the specification without prior notice E&OE

